

CHILD CARE POLICY



a project of the Child Care Advocacy Association of Canada

Using Public Reporting to Track the Progress on Child Care in Canada

**2008 ECEBC/CCCF Conference
Vancouver, BC**

**Lynell Anderson, CGA
May 2008**

Alberta 2003/04 ECD Report

“Alberta leads the way in the delivery of early childhood development programs and services”

R. Klein, November 2004

Making the Connections ...

Initially funded through federal Social Development Partnerships Program:

- ***Supported*** analysis of investments made by PT's* under federal transfer agreements, based on **public reports**
- ***Promoted*** improved understanding of government investments

**provinces and territories*

How was this achieved?

1. **Resources** - web site, fact sheets, tools – planning checklist & Implementation Model
2. **Information sharing** – explain and highlight federal transfers
3. **Public report** - based on PT public reporting under FPT agreements (October 2007)

***Federally funded project now completed →
public monitoring work continues***

What are the FPT Agreement commitments?

1. **Improve and expand ECD programs**, including child care services
2. **Provide clear reporting** so that public can track progress made

Federal Transfers to Provinces & Territories

<i>\$ millions</i>	2008/09
2000 ECD	\$500
2003 Regulated ELCC	350
2005 Regulated ELCC	0
2007 Child Care Spaces	250
Total Federal Transfers	<hr/> \$1,100 <hr/>

2 Fundamental Questions:

1. Can progress be clearly tracked through the public reporting?
2. Have there been improvements in ECD, including child care services, under the FPT agreements?

Public Performance Reporting

*Main purpose ... to explain in a clear and concise manner the extent to which intended **goals** and **objectives** were achieved and at what cost.*

PSAB Statement of Recommended Practice (SORP-2)

Clear public reporting ...

- easily accessible and identifiable
- contains information that is reliable, valid, relevant, fair, comparable, consistent and understandable
- should focus on **critical performance measures** (*key indicators*)
- demonstrates a link between planned and actual results

PSAB Statement of Recommended Practice (SORP-2)

Critical Performance Measures/ Key Indicators

Indicators:

- Used to communicate information about systems
- Recognizing systems are complex, indicators help describe them in simpler terms
- Goal – aid understanding, policy and decision-making

Child Care Reporting Required/Suggested:

Specific Indicators:

- Availability - # spaces, families
- **Accessibility - % target population**
- Affordability – **fees**, subsidies
- Quality – training, **wages**, ratios

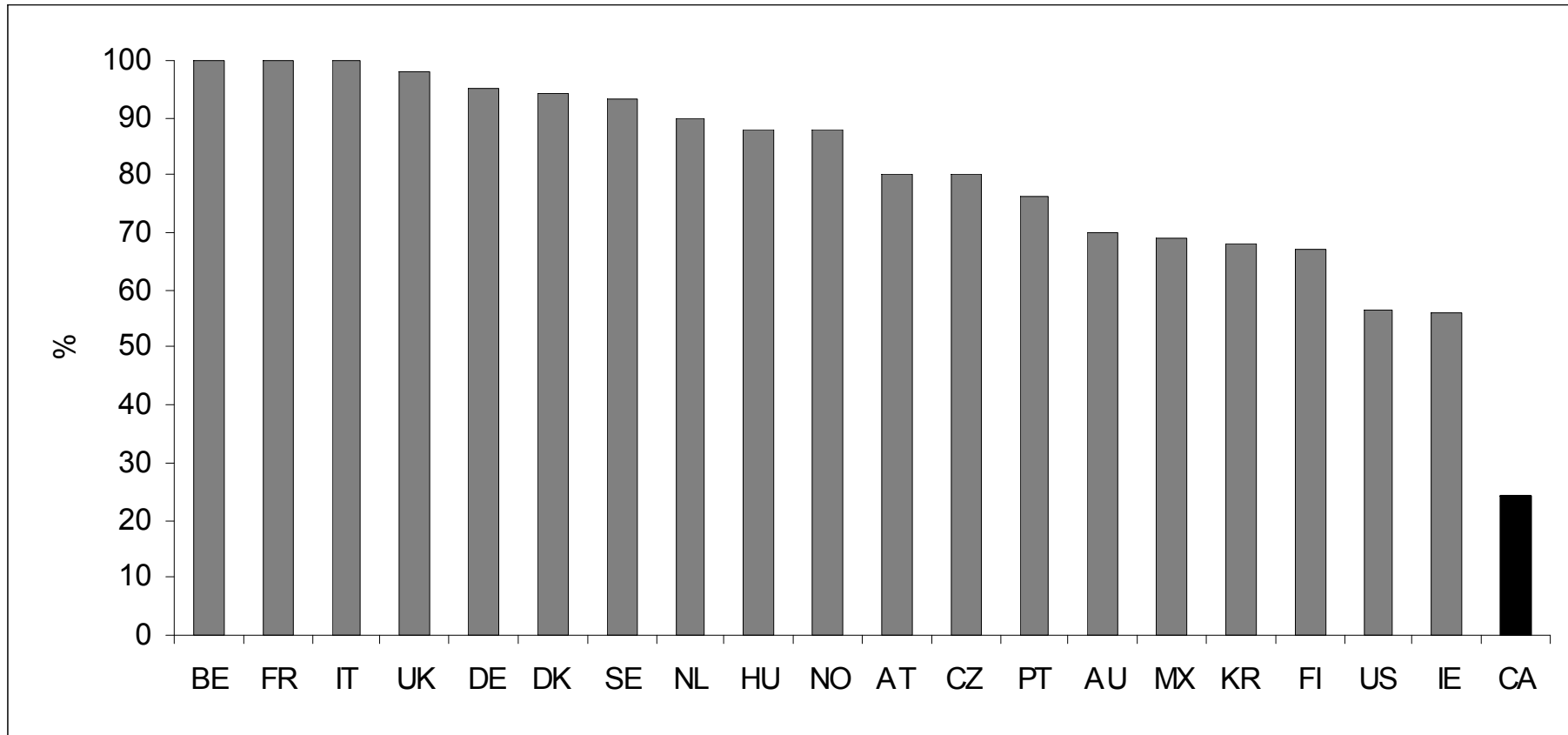
And descriptive and expenditure information on **all** early learning and child care services

Few critical aspects of performance?

*Despite the relatively **high cost to parents**, fees charged in licensed programs do not allow the centres to provide **wages and benefits** commensurate with the level of education and responsibility of early childhood educators.*

Prince Edward Island Public Report, 2002/03, p. 36

Rate of access to ELCC programs for 3-6 year olds



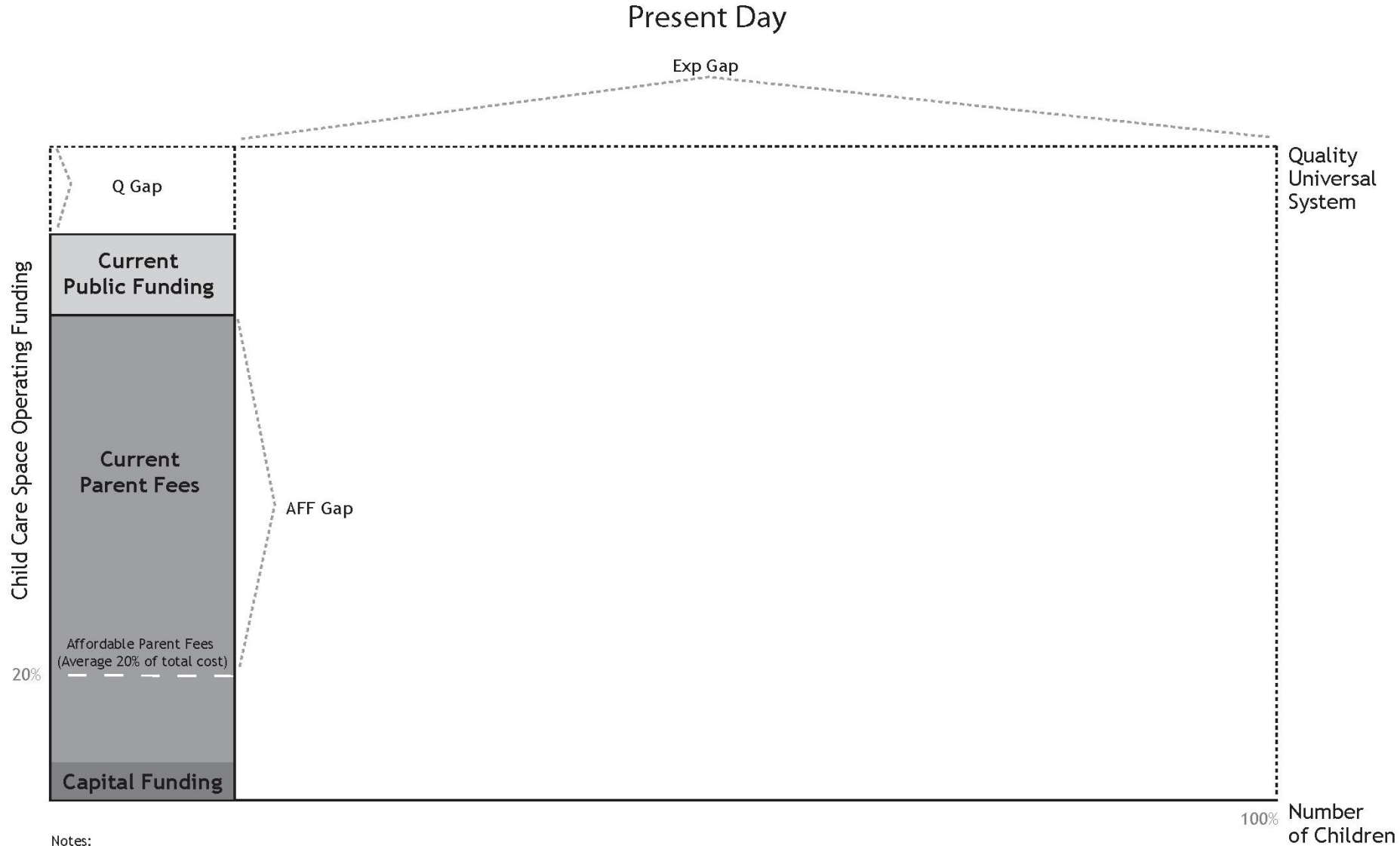
Data source: OECD. (2006). *Starting Strong II: Early Childhood Education and Care. Country Profiles.*

AU, CZ, FI, HU, NL, UK – Estimated (averaged across ages 3-6)

DE – Estimated (averaged across ABL and NBL)

CA – Children 0-6 in child care including regulated family day care

Child Care System Implementation Model



- Notes:
1. Q Gap = public funding gap for quality (particularly caregiver wages and benefits, and training)
 2. Aff Gap = public funding gap for affordability (parent fees)
 3. Exp Gap = public funding gap for expansion (additional spaces, ultimately with public funding to desired levels of quality and affordability).

Source:
Lynell Anderson, B.Comm., CGA and YWCA Canada

Focused Public Investment Strategy

As OECD and community recommend ... move from user fees to direct public funding, with coordinated policy and accountability for achieving public goals of:

- **Quality** – improved compensation for trained staff
- **Affordability** – reduced parent fees, with subsidies
- **Accessibility** - expand spaces, with inclusion

Focused Public Investment Strategy

Model used by Coalition of Child Care Advocates of BC to cost provincial child care system. Key indicators:

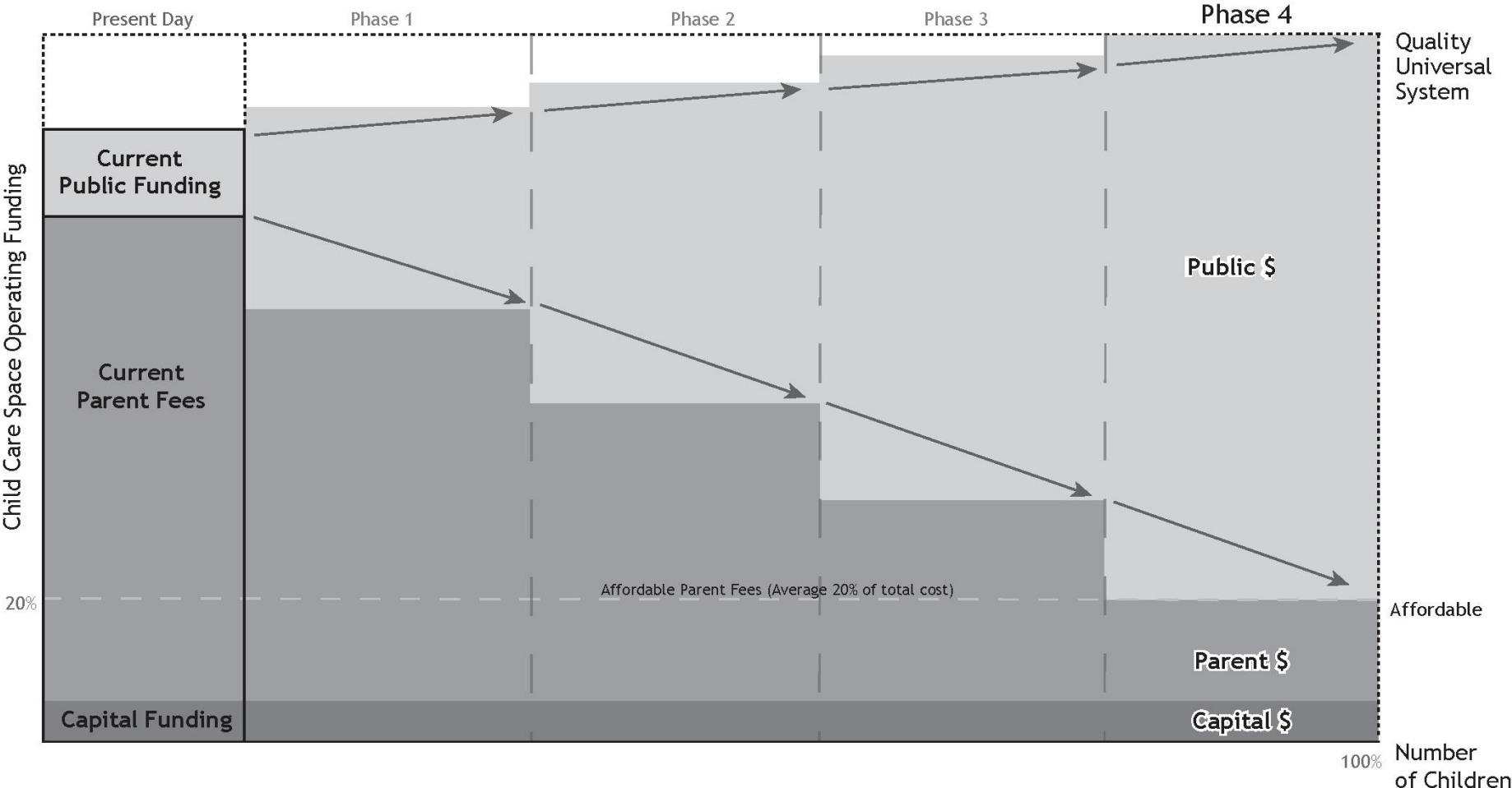
Quality – \$20/hr range + benefits for trained staff

Affordability – parents pay average 20% of total costs

Accessibility – p/t or f/t space available for 100% under 6 & about 70% of 6 – 12; 10% inclusion

Child Care System Implementation Model

Full Implementation



Notes:
 Full Implementation of the model means that, by the end of phase 4 a quality, affordable child care space is available for all those who need or want it on a part time, full-time or drop-in basis in a regulated family home or centre.

Source:
 Lynell Anderson, B.Comm., CGA and YWCA Canada

Putting these Reporting Requirements in Context

Understanding Public Performance Reporting:

*Primary users of the public performance report are **elected officials** and the **public** they represent (11).*

*Other **external users** of public performance reports include ... **key intermediaries** such as **advocacy groups** and the media who play an **important role** in the public policy, communications and accountability processes (12).*

PSAB Statement of Recommended Practice (SORP-2)