

CHILD CARE POLICY

making the connections

a project of the Child Care Advocacy Association of Canada

Focused Public Investment Strategy: *Child Care System Implementation Model*

Lynell Anderson, B Comm, CGA, Project Director

Tammy Findlay, M.A., Senior Researcher

October, 2006


This project is funded by the Government of Canada's Social Development Partnerships Program. The opinions and interpretations in this publication are those of the CCAAC and do not necessarily reflect those of the Government of Canada.

Vision of (early learning and) child care system:

Part of broad family policy that supports and integrates:

1. **All children's** healthy development
2. **Parents** in *all* of their roles (in the home, and in the community)
3. **Women's** equality

From Patchwork to Framework: The Road to Quality, Universality



Universality = Affordability, Inclusion, Expansion

Child Care System Implementation Model

Present Day

Exp Gap

Quality
Univer:
System

Q Gap

Current
Public Funding

Current
Parent Fees

AFF Gap

Affordable Parent Fees
(Average 20% of total cost)

Capital Funding

100%
Number
of Chil

- Notes:
1. Q Gap = public funding gap for quality (particularly caregiver wages and benefits, and training)
 2. Aff Gap = public funding gap for affordability (parent fees)
 3. Exp Gap = public funding gap for expansion (additional spaces, ultimately with public funding to desired levels of quality and affordability).

To close the public funding gaps, we expect:

Direct funding of regulated services, with coordinated policy, that's accountable for:

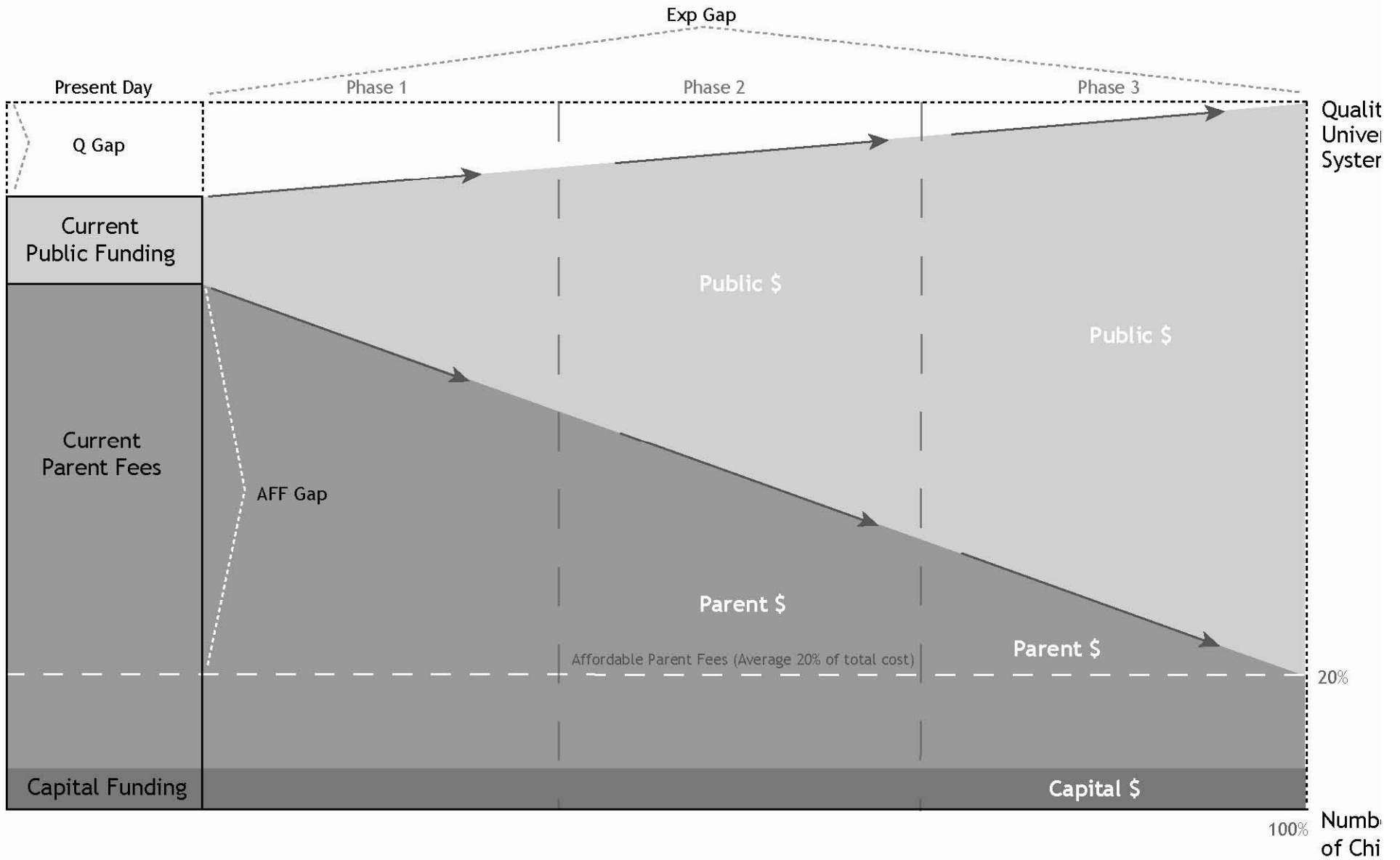
1. Higher wages (quality gap)
2. Lower fees (affordability gap)
3. More spaces - inclusive, community-owned and operated (expansion gap)

Child Care System Implementation Tool

- Helps ensure incremental public investments measurably advance key system indicators for **Quality** and **Universality** (Affordability, Inclusion and Expansion)
- By establishing full-system, financial targets for Quality (wages & benefits, training), Affordability (fees), and Expansion (# of spaces), model shows how **accountable public policy** will facilitate system outcomes
- **Financial model** – supports various assumptions re: age groups (e.g. including school age), inclusion & access, wages and benefits, affordable fee levels, etc

Child Care System Implementation Model

Overall Process



Notes:

1. Q Gap = public funding gap for quality (particularly caregiver wages and benefits, and training)
2. Aff Gap = public funding gap for affordability (parent fees)
3. Exp Gap = public funding gap for expansion (additional spaces, ultimately with public funding to desired levels of quality and affordability).

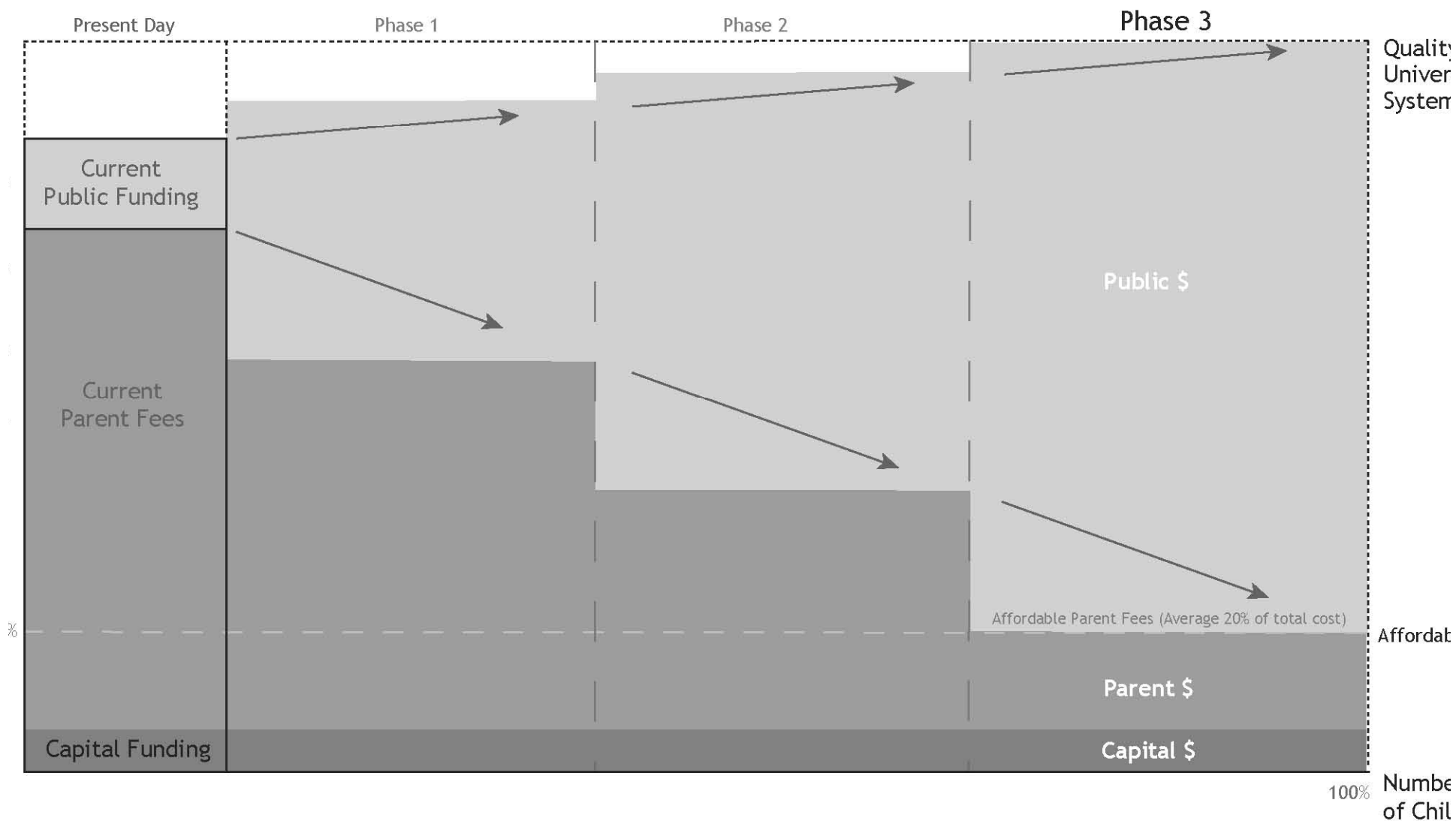
Implementation Tool

Highlights and demonstrates:

- Interrelationships between child care goals
- Need for focused, coordinated public policy and investments
- Incremental progress towards full system goals → measurable and achievable
- Requirement for priority-setting (can't do everything at once)
- Range of priorities/choices to support unique provincial and territorial 'paths', yet all roads lead to quality, universal child care system

Child Care System Implementation Model

Full Implementation



Notes:

Full Implementation of the model means that, by the end of phase 3 a quality, affordable child care space is available for all those who need or want it on a part time, full-time or drop-in basis in a regulated family home or centre.

Child Care System Implementation Model September 2006

Developed by: Lynell Anderson, B. Comm, CGA
Through

YWCA Canada and Child Care Advocacy Association of Canada
(with funding from Government of Canada's Social Development Partnerships Program)

Based on

From Patchwork to Framework: A Child Care Strategy for Canada

with additional thanks to

Dan Rosen, Consultant and Ellen Larcombe, Human Early Learning
Partnership (HELP)